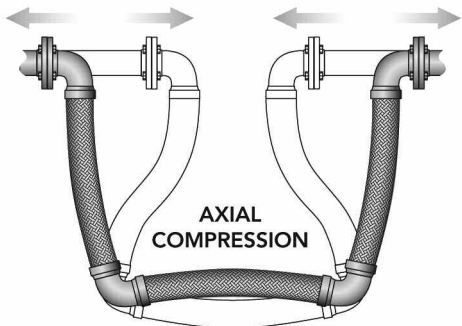
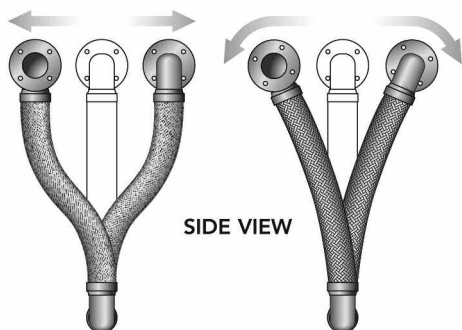


# Tri-Flex Loop® Expansion Loops & Seismic Connectors

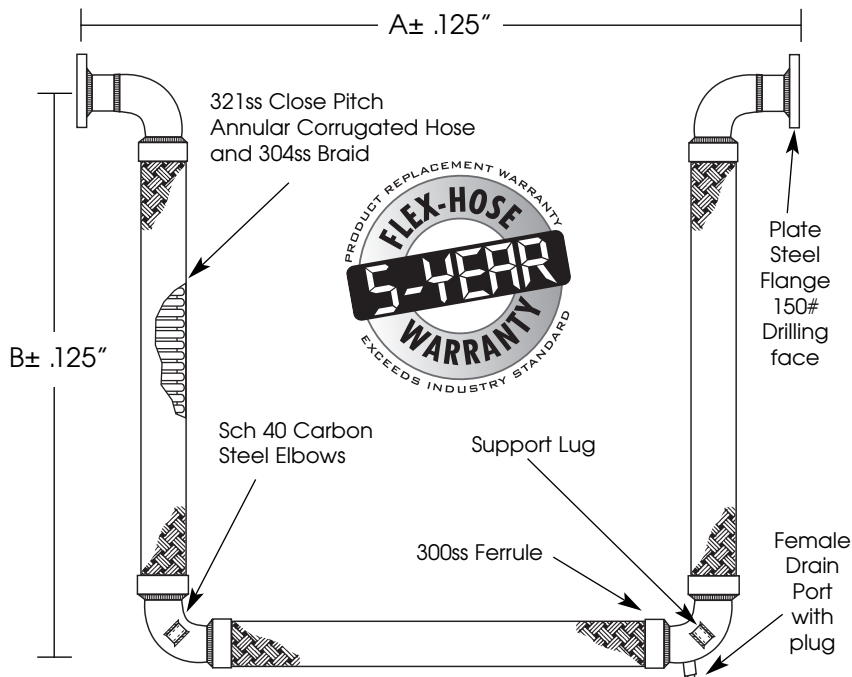
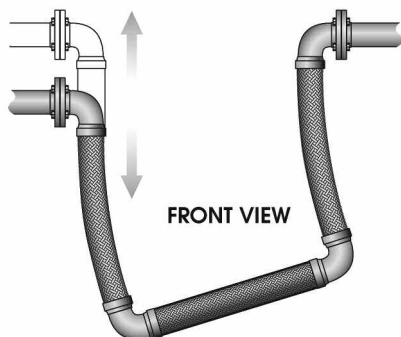
## Movement Capabilities



FRONT VIEW



SIDE VIEW



I.D. (IN)	LENGTH (IN)		PRESSURE (PSI)		MOVEMENT CAPABILITY					DRAIN PORT (IN)	WT (LBS)	NOTES
	A	B	70°F	200°F	COMPRESSION (IN)	EXTENSION (IN)	PARALLEL (IN)	ROTATION "X" AXIS (DEG)	NON-PARALLEL "Y" AXIS (IN)			
2.0	37.50	28.25	500	470	4	4	4	20°	2	1/2	25	
2.5	41.50	31.00	400	376	4	4	4	20°	2	3/4	40	
3.0	45.75	34.00	285	267	4	4	4	15°	2	3/4	51	
4.0	50.25	40.00	250	235	4	4	4	10°	2	3/4	85	
5.0	63.75	51.00	200	188	4	4	4	10°	2	3/4	137	
6.0	69.50	54.25	220	206	4	4	4	5°	2	3/4	189	
8.0	83.50	63.25	215	202	4	4	4	5°	2	3/4	344	
10.0	99.50	74.38	200	188	4	4	4	5°	2	3/4	570	
12.0	114.50	84.38	160	150	4	4	4	3°	2	3/4	832	

Working pressures shown for the hose and braid are based on an operating temperature of 70°F (21°C) with a 4:1 safety factor.

NSF/ANSI 61  
IAPMO R&T

This product is listed by IAPMO R&T under file #N-7208 for NSF/ANSI 61 and file 7207 for California Lead Plumbing Law and NSF/ANSI-372. Our listed products can be viewed on IAPMO R&T's Web listing at <http://pld.iapmo.org>



CSA standard B-51 certified. Inspected and tested by the Technical Standards and Safety Authority of Canada.



APPROVED  
For Fire Protection Systems

PROJECT	
CUSTOMER	
ENGINEER	
REPRESENTATIVE	
DRAWING #	



6801 Crossbow Drive • East Syracuse, NY USA 13057-1026  
315/437-1611 • Fax 315/437-1903  
[www.flexhose.com](http://www.flexhose.com) • 1.877.TRI FLEX