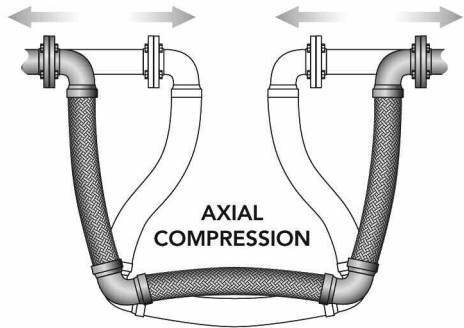
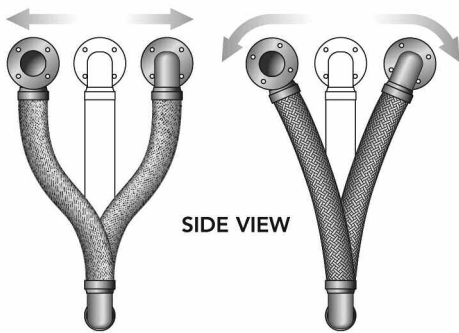


Tri-Flex Loop® Expansion Loops & Seismic Connectors

Movement Capabilities

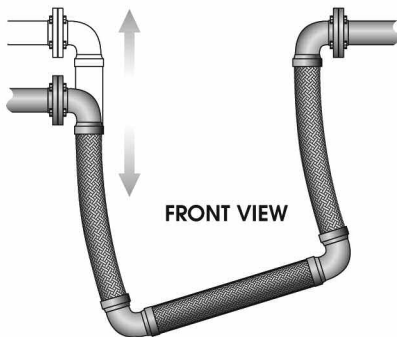


AXIAL EXTENSION
FRONT VIEW

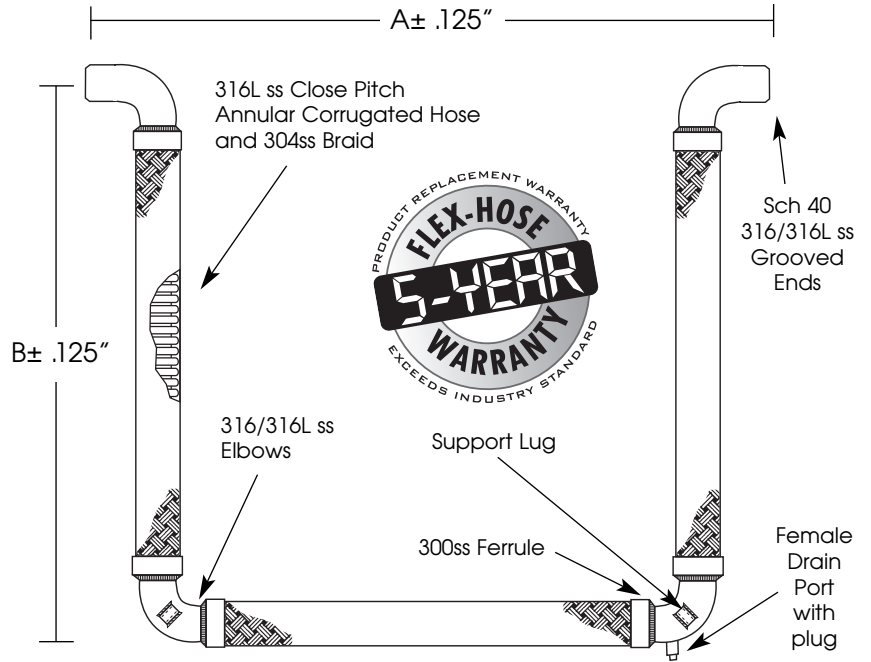


PARALLEL OFFSET
"Z" AXIS

PARALLEL OFFSET
WITH "X" AXIS
ROTATION




NON-PARALLEL OFFSET "Y" AXIS



I.D. (IN)	LENGTH (IN)		PRESSURE (PSI)		MOVEMENT CAPABILITY					DRAIN PORT (IN)	WT (LBS)	NOTES
	A	B	70°F	200°F	COMPRESSION (IN)	EXTENSION (IN)	PARALLEL (IN)	ROTATION "X" AXIS (DEG)	NON-PARALLEL "Y" AXIS (IN)			
1/2	21.00	14.00	1100	1012	2	2	2	25°	1	1/4	3	
3/4	20.75	14.50	800	736	2	2	2	20°	1	1/4	3	
1.0	24.00	15.75	750	690	2	2	2	20°	1	1/2	5	
1.25	27.00	18.00	725	667	2	2	2	15°	1	1/2	7	
1.5	30.00	19.50	565	519	2	2	2	15°	1	1/2	10	
2.0	34.00	22.25	500	460	2	2	2	10°	1	1/2	13	
2.5	38.00	25.00	400	368	2	2	2	10°	1	3/4	25	
3.0	43.25	28.00	285	262	2	2	2	10°	1	3/4	34	
4.0	50.75	33.00	250	230	2	2	2	5°	1	3/4	59	
5.0	61.50	41.25	200	184	2	2	2	5°	1	3/4	105	
6.0	68.75	45.00	220	202	2	2	2	3°	1	3/4	154	
8.0	85.00	53.25	215	197	2	2	2	ON APPLICATION	1	3/4	278	
10.0	104.00	63.38	200	184	2	2	2	ON APPLICATION	1	3/4	487	
12.0	120.00	72.38	160	147	2	2	2	ON APPLICATION	1	3/4	700	

Working pressures shown for the hose and braid are based on an operating temperature of 70°F (21°C) with a 4:1 safety factor.

 This product is listed by IAPMO R&T under file #N-7208 for NSF/ANSI 61 and file 7207 for California Lead Plumbing Law and NSF/ANSI-372. Our listed products can be viewed on IAPMO R&T's Web listing at <http://pld.iapmo.org>

 CSA standard B-51 certified. Inspected and tested by the Technical Standards and Safety Authority of Canada.

 **FM**

APPROVED

For Fire Protection Systems

PROJECT	
CUSTOMER	
ENGINEER	
REPRESENTATIVE	
DRAWING #	

 **FLEX-HOSE** CO. INC.

6801 Crossbow Drive • East Syracuse, NY USA 13057-1026
315/437-1611 • Fax 315/437-1903
www.flexhose.com • 1.877.TRI FLEX