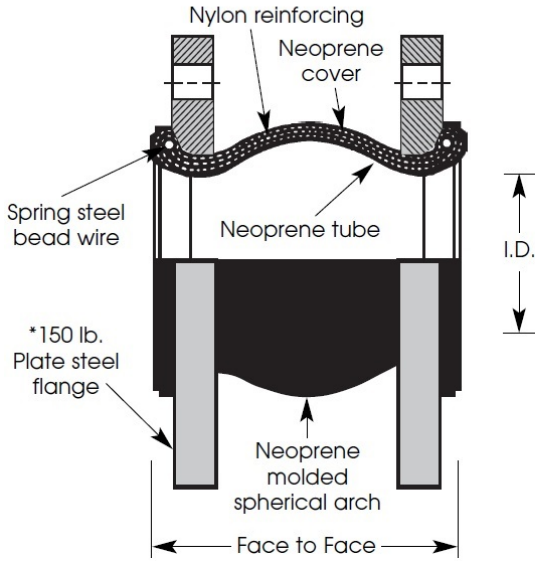


FLEXZORBER® NNS Single Sphere Flanged



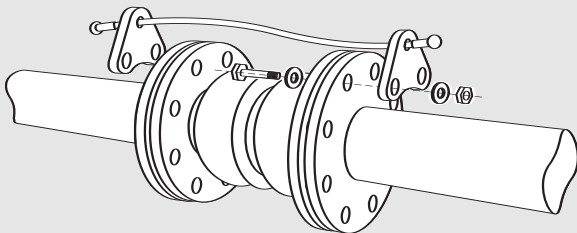
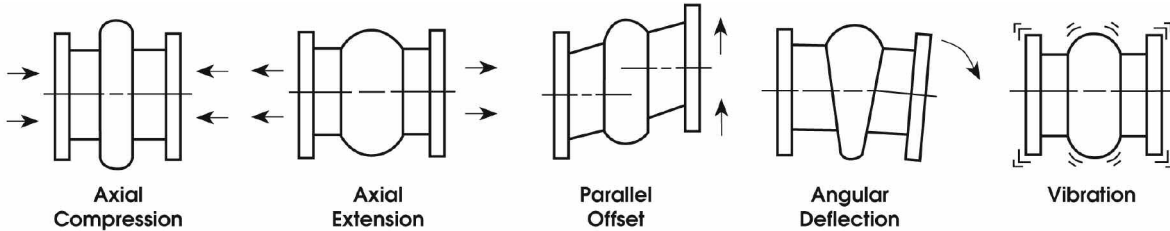
CSA standard B-51 certified. Inspected and tested by the Technical Standards and Safety Authority of Canada.

I.D. (IN)	LENGTH (IN)	PRESSURE (PSI)		VAC RATING (in Hg.)	MOVEMENT CAPABILITY			ANGULAR (Deg)	FLANGE DIMS		
		170°F	220°F		COMPRESSION (IN)	EXTENSION (IN)	PARALLEL (IN)		NO. BOLT HOLES	HOLE SIZE	(LBS)
1.5	6	225	150	26	1/2	3/8	1/2	15°	4	5/8	7
2.0	6	225	150	26	1/2	3/8	1/2	15°	4	3/4	9
2.5	6	225	150	26	1/2	3/8	1/2	15°	4	3/4	13
3.0	6	225	150	26	1/2	3/8	1/2	15°	4	3/4	14
4.0	6	225	150	26	5/8	3/8	1/2	15°	8	3/4	18
5.0	6	225	150	26	5/8	3/8	1/2	15°	8	7/8	23
6.0	6	225	150	26	5/8	3/8	1/2	15°	8	7/8	27
8.0	6	225	150	26	5/8	3/8	1/2	15°	8	7/8	38
10.0	8	225	150	26	3/4	1/2	3/4	15°	12	1	56
12.0	8	225	150	26	3/4	1/2	3/4	15°	12	1	83
14.0	8	125	105	26	3/4	1/2	3/4	15°	12	1 1/8	115
16.0	8	125	105	26	3/4	1/2	3/4	15°	16	1 1/8	165
18.0	8	125	105	26	3/4	1/2	3/4	15°	16	1 1/4	168
20.0	8	125	105	26	3/4	1/2	3/4	15°	20	1 1/4	170

*ANSI Class 150 lb. Steel Floating Flanges

FLEXZORBER® MOVEMENTS

Flex-Hose Co.'s FLEXZORBER® rubber connectors & expansion joints are capable of handling the following movements:



StopLink™ are available in pipe sizes 2"-12". Conventional control rod assemblies will be supplied, when required, for other sizes.

StopLink™ Control Units for Rubber Connectors & Expansion Joints

Unrestrained, most rubber expansion joints and connectors will extend when pressurized. Therefore, it is recommended the system be anchored. When anchoring is not practical, control units must be used.



StopLink™ Control Units Required: YES NO

PROJECT	
CUSTOMER	
ENGINEER	
REPRESENTATIVE	
DRAWING #	



6801 Crossbow Drive
 East Syracuse, NY USA 13057-1026
 315/437-1611 • Fax 315/437-1903
 www.flexhose.com • 1.877.TRI FLEX

Rev. 201806