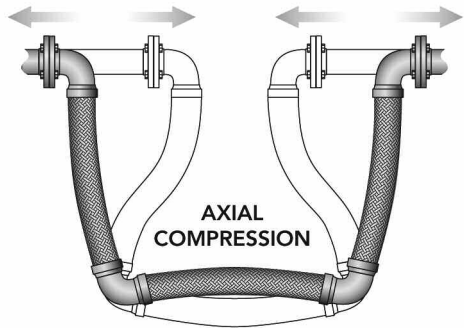
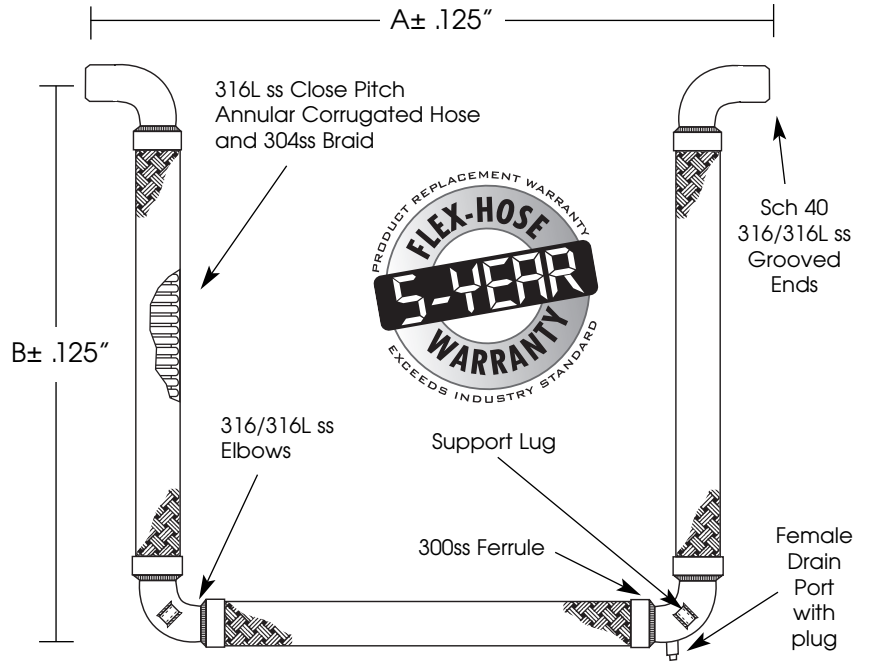
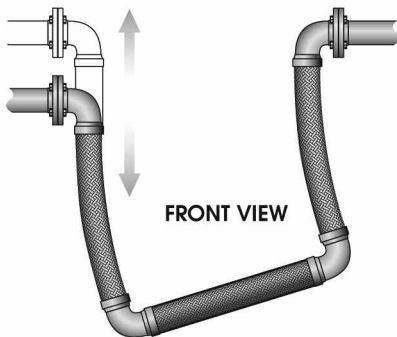
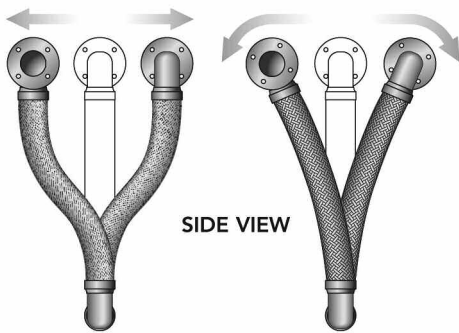


Tri-Flex Loop® Expansion Loops & Seismic Connectors

Movement Capabilities



AXIAL EXTENSION
FRONT VIEW



*U.S. PATENT NO. 5,803,506

I.D. (IN)	LENGTH (IN)		PRESSURE (PSI)		MOVEMENT CAPABILITY					DRAIN PORT (IN)	WT (LBS)	NOTES
	A	B	70°F	200°F	COMPRESSION (IN)	EXTENSION (IN)	PARALLEL (IN)	ROTATION "X" AXIS (DEG)	NON-PARALLEL "Y" AXIS (IN)			
½	25.00	18.00	1100	975	4	4	4	35°	2	¼	3	
¾	24.75	18.50	800	710	4	4	4	35°	2	¼	4	
1.0	28.75	20.50	750	665	4	4	4	30°	2	½	6	
1.25	31.38	22.50	600	530	4	4	4	25°	2	½	8	
1.5	35.00	24.50	555	490	4	4	4	25°	2	½	12	
2.0	40.00	28.25	500	445	4	4	4	20°	2	½	17	
2.5	44.00	31.00	385	340	4	4	4	20°	2	¾	28	
3.0	49.25	34.00	285	250	4	4	4	15°	2	¾	38	
4.0	57.75	40.00	230	200	4	4	4	10°	2	¾	65	
5.0	71.25	51.00	190	165	4	4	4	10°	2	¾	117	
6.0	78.00	54.25	165	145	4	4	4	5°	2	¾	166	
8.0	95.00	63.25	180	160	4	4	4	5°	2	¾	302	
10.0	115.00	74.38	170	150	4	4	4	3°	2	¾	520	
12.0	132.00	84.38	145	125	4	4	4	3°	2	¾	752	

Working pressures shown for the hose and braid are based on an operating temperature of 70°F (21°C) with a 4:1 safety factor.



This product is listed by IAPMO R&T under file #N-7208 for NSF/ANSI 61 and file 7207 for California Lead Plumbing Law and NSF/ANSI-372. Our listed products can be viewed on IAPMO R&T's Web listing at <http://pld.iapmo.org>



CSA standard B-51 certified. Inspected and tested by the Technical Standards and Safety Authority of Canada.



APPROVED

For Fire Protection Systems



6801 Crossbow Drive • East Syracuse, NY USA 13057-1026
315/437-1611 • Fax 315/437-1903
www.flexhose.com • 1.877.TRI FLEX

PROJECT	
CUSTOMER	
ENGINEER	
REPRESENTATIVE	
DRAWING #	

EXPANSION LOOPS AND SEISMIC CONNECTORS

TFL4SSWN6 ½"-12" I.D.