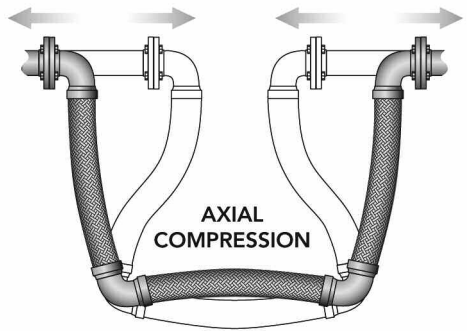
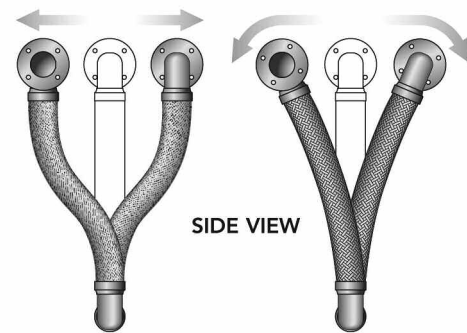


# Tri-Flex Loop® Expansion Loops & Seismic Connectors

## Movement Capabilities

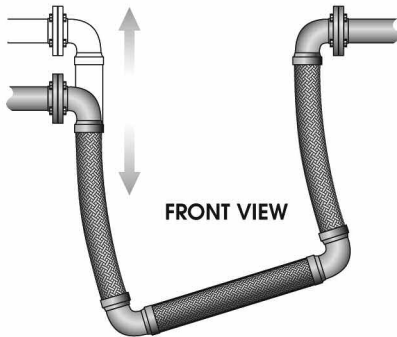


FRONT VIEW



PARALLEL OFFSET "Z" AXIS

PARALLEL OFFSET WITH "X" AXIS ROTATION

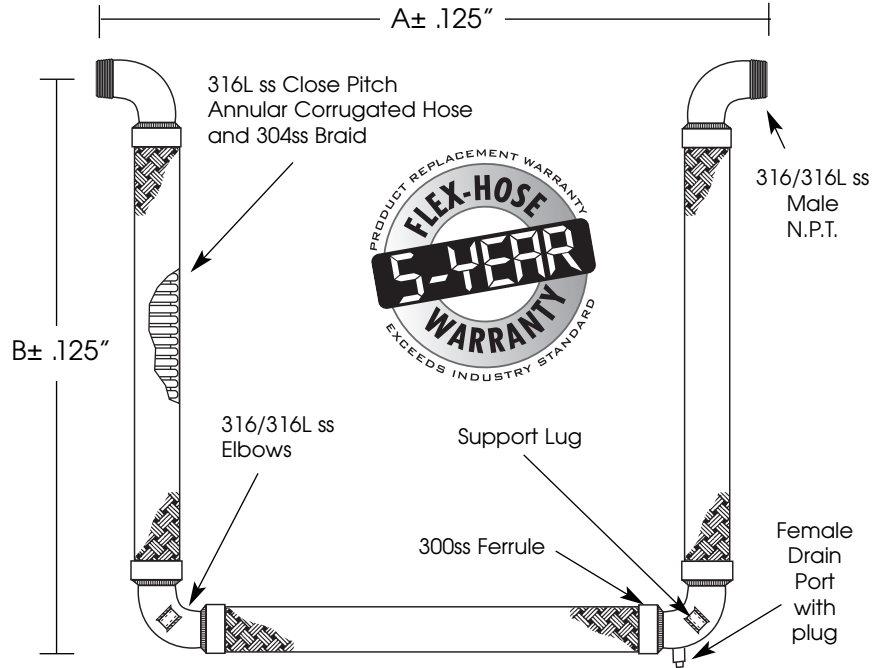


NON-PARALLEL OFFSET "Y" AXIS



This product is listed by IAPMO R&T under file #N-7208 for NSF/ANSI 61 and file 7207 for California Lead Plumbing Law and NSF/ANSI-372. Our listed products can be viewed on IAPMO R&T's Web listing at <http://pld.iapmo.org>

PROJECT	
CUSTOMER	
ENGINEER	
REPRESENTATIVE	
DRAWING #	



\*U.S. PATENT NO. 5,803,506

I.D. (IN)	LENGTH (IN)		PRESSURE (PSI)		MOVEMENT CAPABILITY					DRAIN PORT (IN)	WT (LBS)	NOTES
	A	B	70°F	200°F	COMPRESSION (IN)	EXTENSION (IN)	PARALLEL (IN)	ROTATION "X" AXIS (DEG)	NON-PARALLEL "Y" AXIS (IN)			
½	23.50	18.00	1100	975	4	4	4	35°	2	¼	3	
¾	23.25	18.50	800	710	4	4	4	35°	2	¼	4	
1.0	25.75	20.50	750	665	4	4	4	30°	2	½	7	
1.25	29.38	22.50	600	530	4	4	4	25°	2	½	9	
1.5	32.00	24.50	555	490	4	4	4	25°	2	½	13	
2.0	37.00	28.25	500	445	4	4	4	20°	2	½	18	
2.5	41.00	31.00	385	340	4	4	4	20°	2	¾	30	
3.0	45.25	34.00	285	250	4	4	4	15°	2	¾	40	
4.0	55.75	40.00	230	200	4	4	4	10°	2	¾	70	

Working pressures shown for the hose and braid are based on an operating temperature of 70°F (21°C) with a 4:1 safety factor.



CSA standard B-51 certified. Inspected and tested by the Technical Standards and Safety Authority of Canada.



APPROVED

For Fire Protection Systems



6801 Crossbow Drive • East Syracuse, NY USA 13057-1026

315/437-1611 • Fax 315/437-1903

www.flexhose.com • 1.877.TRI FLEX